



A multi-state bank

---

# Mobile Banking Registration

## (With Debit Card)

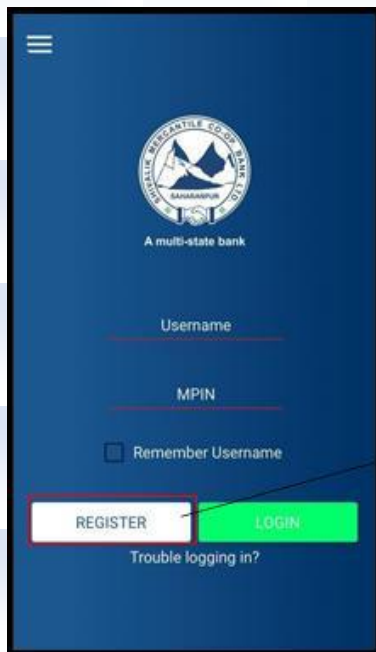
---

This document provides you with a step by step guide to register for our mobile banking service with your Debit Card

**Shivalik Mercantile Co-operative Bank Ltd.**  
**Noida 126, Pin 201301 (U.P.)**

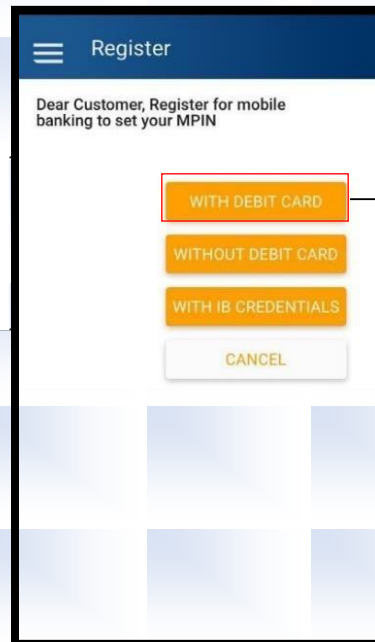
## 1.1 1.With Debit Card:

**Step 1:** Click on Register.



Click on  
"REGISTER"  
to create  
your login  
credentials

**Step 2:** Select option With Debit Card.



If user has a  
debit card,  
then click on  
"WITH DEBIT  
CARD"  
option

**Step 3:** Enter the card details. click on "CONTINUE" to proceed ahead.



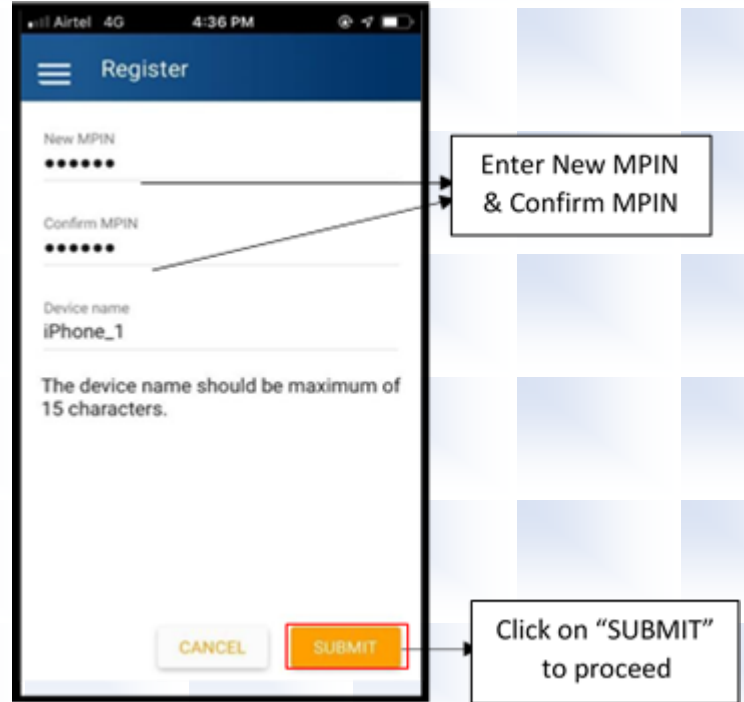
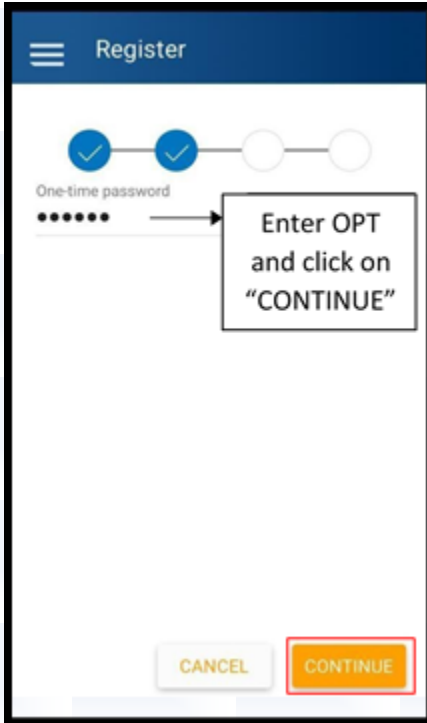
Enter the name of the card  
holder

Enter Card number  
(mentioned on the debit card)

Enter card expiry date  
(mentioned on the debit card)

Enter ATM PIN

**Step 4:** User will receive an OTP on registered mobile number. **Step 5:** Enter new MPIN (6 Digits number).



**Step 6:** Registration has been done successfully.

**Step 7:** Now Login using your Details.

